
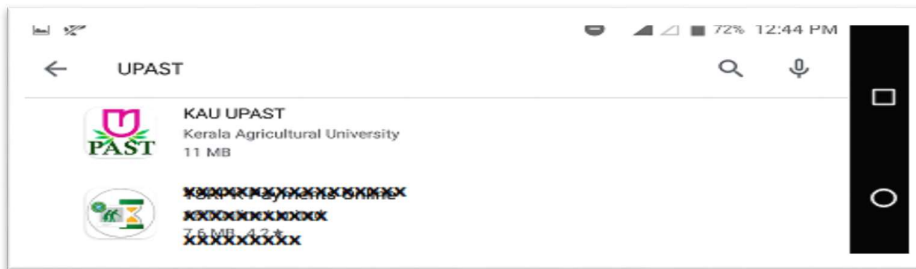
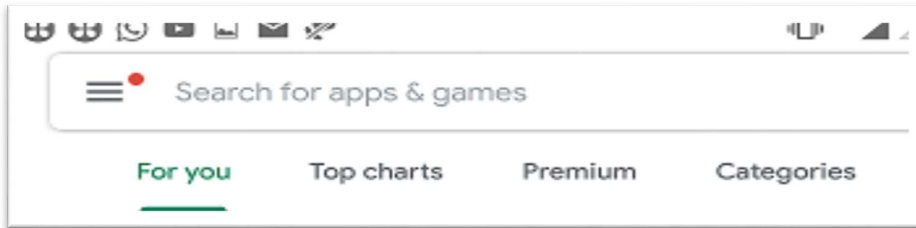
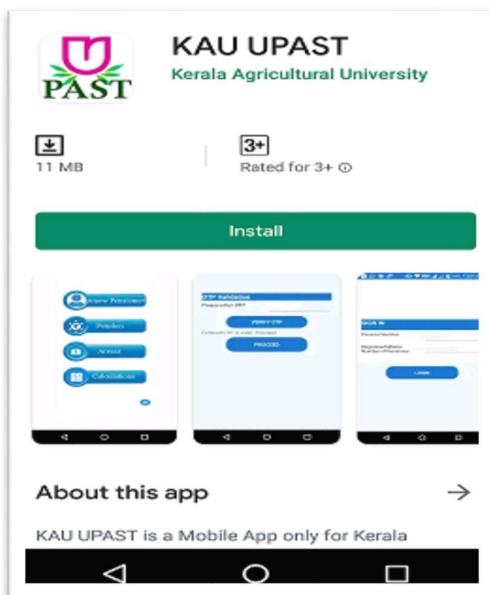


Steps to install Mobile App

1. Go to "Play Store"  in android mobile
2. In **Search for apps & games** type **UPAST** and press **search** button



3. Click  icon
4. Click on **Install**



After Installation

Steps to use KAU UPAST app.

First and foremost internet connection should be there.

For first time login:

Step 1: Enter the Pension Number (6 digit) and mobile phone number registered in UPAST.

Step 2: An OTP will be sent to the mobile phone number types.

Step 3: Type the OTP obtained.

Step 4: If OTP is correct, Press Proceed button message is displayed.

Step 5: Press Proceed button.

Step 6: Menu page will be displayed.

(a) Press Know the Pensioner - to get basic details of Pensioner

(b) Press Pension - select Year and Month - to get Monthly Pension

(c) Press Arrear - select Financial Year - to get intermediate arrear disbursement

(d) Press Calculations - select Calculations - to display calculation of Pension, Pensioner benefits

(e) Press LOGOFF - To get log off and prompt for Pensioners SIGN IN

(f) Press EXIT - To exist from app

Next time login onwards:

(a) If EXIT option was selected with last login, directly display Menu page with last logged in pension number.

(b) If LOGOFF option was selected with last login, prompts for SIGN IN